



Parking Shuttle



Assisted Living



Church



...n with optional exterior  
...r, wheel chair lift,  
...ics and stainless steel  
...l inserts.

Public Transit



Higher Education



Touring

## Committed to moving people ahead >

- Up to 33 passengers
- Comparable turning radius to the E-series chassis
- Fully welded steel cage for safety
- ADA packages available
- Available on Ford F-450 or F-550 chassis

## CHASSIS


### F-450 & F-550

- 16,500 GVWR on F-450
- 19,500 GVWR on F-550
- 6.8L Gas or 6.7L Diesel Engine
- 189", 201", 213" & 233" Wheel Bases
- Torq-Shift® Automatic Transmission
- Single 155 amp Alternator on Gas Chassis
- Dual 200+155 amp Alternators on Diesel Chassis
- Dual 750 CCA Batteries Under Hood
- OEM Cloth Driver's Seat
- Telescoping Steering Wheel
- Power Steering/ABS Brakes/Cruise
- Driver Air Bag
- Stationary Elevated Idle Control (SEIC)
- Engine Block Heater (gas & diesel)
- Front and Rear Stabilizer Bar
- 40 Gallon Fuel Tank (additional 28 gallon\* optional on diesel only)
- Engine Failsafe Mode for Low Coolant Level
- Front Chrome Bumper and Chrome Grille
- Halogen Headlights
- Front Tow Hooks
- Dual Rear Wheels
- Steel Wheels Painted Grey
- AM/FM/CD/MP3 and Auxiliary Audio Input Jack

\* certain wheel bases excluded



Seating plans can be configured based on customer needs or specifications



25 Passenger, Rear Luggage



33 Passenger

## STANDARD FEATURES

- Up to 33 Feet Long and 33 Passengers
- 91" Interior Width for Double Seating on Both Sides of Center Aisle
- Interior Height 77" at Aisle
- Fully Welded, Unitized Steel Cage Construction
- Vacuum Laminated and Fully Insulated Walls and Roof
- Flat floor
- 5/8" Exterior Plywood Sub-floor with Black Rubber Flooring & Carpet Under Seats
- FRP Interior Walls
- Large Upper T-slider Windows w/Dark Tint
- Emergency Side and Rear Egress Windows
- 36" Vertical Entry Grab on Left Side
- 8 Interior Lights in Passenger Compartment and 2 Stepwell Lights
- LED Taillights, Clearance and Marker Lights
- Seamless, High Gloss, FRP Exterior Sidewalls
- One Piece Roof
- Manual Exterior Breakaway Mirrors w/Convex
- 60" Manual Seat Belts

Due to constant product improvements; specifications, component parts and optional equipment are subject to change without notice or obligation. See your dealer for details. Photos may show optional equipment.



Rear Wall (shown with optional rear door & center brake light)



Front Cap with all LED Lighting (shown with optional destination sign)



High Gloss Exterior Fiberglass

## Optional Equipment:

- Aluminum Exterior Skin
- Audio/Visual Packages
- Luggage, Dedicated Rear and/or Overhead
- Rubber or Altro Flooring
- Choice of Interiors (Cloth, Vinyl, Carpet)
- Choice of Seat Material (Vinyl, Cloth, Leather)
- ADA Packages Available
- Custom Paint & Graphics Packages



Rear Romeo Rim Bumper



Overhead Luggage



Flip-down TV



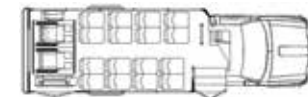
Rear Wheel Chair Lift



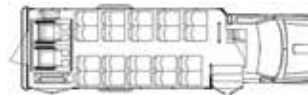
Bike Rack



Crossover Mirror



16 Passenger, 2 W/C



20 Passenger, 2 W/C

**ALLIANCE BUS**  
ALONG FOR THE WHOLE RIDE GROUP  
CALL 866-287-4768  
[www.alliancebusgroup.com](http://www.alliancebusgroup.com)



25161 Leer Drive Elkhart, IN 46514

[phone] 574.970.6300

[fax] 574.266.5866

[e-mail] [sales@goshencoach.com](mailto:sales@goshencoach.com)

[web] [www.goshencoach.com](http://www.goshencoach.com)